







2025 Chili Bean 5k 10K

Overall Results 5k

Place	Bib	Name	Nat.	Age	Gender	AG	Time
5k							
1.	934	M Wiltshire, Craig		46	M	M45-49	18:28.62
2.	863	Kling, Trent		38	M	M35-39	20:16.79
3.	859	Boughton, Christina		32	F	F30-34	20:21.94
4.	829	Flewelling, Matt		39	M	M35-39	22:12.97
5.	905	Davis, Benjamin		16	M	M15-19	23:46.22
6.	874	Schwartz, Braxten		15	M	M15-19	24:20.40
7.	876	LaVigne, Dominic		12	M	M10-14	25:54.59
8.	821	LaVigne, Steven		41	M	M40-44	25:54.97
9.	877	Calvert, Savannah		12	F	F10-14	26:23.47
10.	789	AbuBakar, Zaiton		60	F	F60-64	26:36.97
11.	897	DuPont, Philander		14	M	M10-14	26:54.33
12.	912	Plair, Bryson		11	M	M10-14	27:24.66
13.	883	Cox, Sarah		35	F	F35-39	27:37.39
14.	898	DuPont, Beatrice		13	F	F10-14	28:00.78
15.	902	Grubbs, Korbyn		14	M	M10-14	28:03.78
16.	901	Antelme, Xan		13	M	M10-14	28:04.36
17.	820	Bonola, Brian		26	M	M25-29	28:20.79
18.	719	DuPont, William		57	M	M55-59	28:46.65
19.	899	Antelme, Paddy		10	M	M10-14	28:56.25
20.	672	Cox, Witt		35	M	M35-39	29:00.54
21.	900	Antelme, Val		12	M	M10-14	29:21.12
22.	882	Caster, Kinzley		14	F	F10-14	29:25.08
23.	632	Wiley, Benjamin		34	M	M30-34	29:31.69
24.	922	Purdy, Jasper		10	M	M10-14	31:09.08
25.	894	Wreden, Francis		9	F	F0-9	31:44.82
26.	895	Donovan, Mary Collins		11	F	F10-14	31:44.91
27.	856	Toulson, Bailey		27	F	F25-29	31:51.14
28.	855	Toulson, Willis		27	M	M25-29	31:51.83
29.	871	Summerall, Alison		31	F	F30-34	32:30.05
30.	832	Liipfert, Bonnie		39	F	F35-39	33:28.34
31.	634	Wiley, Christine		42	F	F40-44	33:33.26
32.	881	Merrick, Avery		12	F	F10-14	33:33.71
33.	678	Donovan, Mary Beth		41	F	F40-44	33:35.63
34.	831	Bogges, Alyson		38	F	F35-39	33:40.65
35.	706	Loughlin, Anne		43	F	F40-44	33:44.05
36.	945	Boughton, Olivia-Kate		10	F	F10-14	33:49.11
37.	635	Fowler, Tom		72	M	M70+	34:26.91
38.	878	Stewart, Olivia		12	F	F10-14	34:31.29
39.	838	Bell, Valerie		42	F	F40-44	34:55.27
40.	839	Merrick, Laura		43	F	F40-44	34:55.34
41.	911	Northcutt, Carter		12	M	M10-14	35:10.48

2025 Chili Bean 5k 10K

Overall Results 5k

Place	Bib	Name	Nat.	Age	Gender	AG	Time
42.	925	Gonzalez, EJ		13	M	M10-14	35:10.60
43.	903	Carmichael, Ginger		11	M	M10-14	35:10.95
44.	677	Lockmiller, Marty		59	M	M55-59	35:26.70
45.	892	Bartholomew, Kaylee		18	F	F15-19	35:48.40
46.	828	Patterson, Julie		60	F	F60-64	36:12.97
47.	835	Calvert, Christopher		44	M	M40-44	36:13.18
48.	917	Thompson, Mary attis		9	F	F0-9	36:17.72
49.	930	Summerall, Beau		9	M	M0-9	36:17.98
50.	920	Mitchell, Finley		8	M	M0-9	36:23.47
51.	933	Wiltshire, Amber		44	F	F40-44	36:37.88
52.	944	Fredrick, Nolastname		10	M	M10-14	37:14.84
53.	943	Billing, Eric		50	M	M50-54	37:15.33
54.	891	Coyne, Luke		7	M	M0-9	38:10.58
55.	931	Lamm, Grady		18	M	M15-19	38:11.11
56.	651	Coyne, Ryan		35	M	M35-39	38:11.30
57.	932	Anderson, Brian		66	M	M65-69	39:39.54
58.	819	Louise, Monica		47	F	F45-49	39:42.71
59.	744	Akers, Jennifer		50	F	F 50-54	40:13.01
60.	888	Zepp, Austin		26	M	M25-29	40:13.55
61.	752	Dyson, Sarah		41	F	F40-44	40:52.53
62.	924	Gonzalez, Ronin		12	M	M10-14	41:29.98
63.	884	Grubbs, Elly		42	F	F40-44	41:30.43
64.	854	Guerrero, Catheryn		38	F	F35-39	41:38.56
65.	767	Thompson, Kat		39	F	F35-39	41:50.16
66.	921	Mitchell, Parker		12	M	M10-14	41:57.57
67.	720	Bridgers, Catherine		65	F	F65-69	42:35.28
68.	824	Tossing, Garry		57	M	M55-59	42:38.04
69.	849	Wreden, Caroline		40	F	F40-44	43:06.75
70.	845	Seelenbinder, Kirsten		35	F	F35-39	43:06.80
71.	875	Robinson, Emily		16	F	F15-19	43:26.68
72.	906	Chapman, Dylan		18	M	M15-19	43:26.82
73.	834	Calvert, Angela		44	F	F40-44	45:28.58
74.	910	Northcutt, Josephine		10	F	F10-14	45:33.66
75.	908	Manbeck, Jensen		10	F	F10-14	45:33.94
76.	830	Jarvis, Jessica		29	F	F25-29	45:58.08
77.	904	Weaver, George		10	M	M10-14	46:25.43
78.	872	Huebel, Dutch		12	M	M10-14	46:29.32
79.	861	Simmons, Chilton		50	F	F 50-54	47:00.99
80.	825	Black, Sarah		38	F	F35-39	47:09.75
81.	822	Hmurciak, Allison		33	F	F30-34	47:10.01
82.	915	Kubicki, Owen		8	M	M0-9	47:41.93
83.	753	Kubicki, Cullen		39	M	M35-39	47:42.14

2025 Chili Bean 5k 10K

Overall Results 5k

Place	Bib	Name	Nat.	Age	Gender	AG	Time
84.	631	boswell, milton		59	M	M55-59	48:01.81
85.	941	Middleton, Arvene		66	F	F65-69	49:25.88
86.	868	Burton, Stephen		68	M	M65-69	49:41.96
87.	841	Walker, James		19	M	M15-19	50:11.23
88.	842	Walker, Maria		43	F	F40-44	50:11.54
89.	840	Walker, James		49	M	M45-49	50:35.56
90.	818	Ribsskog, Kim		62	F	F60-64	50:36.87
91.	817	Ribsskog, Herold		73	M	M70+	50:37.46
92.	751	Fulp, Janice		68	F	F65-69	50:37.46
93.	665	Huebel, Katie		53	F	F 50-54	52:00.92
94.	885	Richards, Heidi		58	F	F55-59	52:03.33
95.	890	Powell, Natalie		23	F	F20-24	52:08.11
96.	853	Polk, Nicole		24	F	F20-24	52:13.18
97.	873	Isley, Marjorie		44	F	F40-44	53:05.04
98.	893	Isley, Marjorie		44	F	F40-44	53:05.49
99.	731	Augur-Daniels, Zanne		57	F	F55-59	54:30.10
100.	732	Northcutt, Nicki		46	F	F45-49	54:30.19
101.	935	Antelme, Margaret		41	F	F40-44	54:30.59
102.	852	Longo, Jessica		37	F	F35-39	54:54.52
103.	836	Nettles, Brite		42	F	F40-44	57:50.16
104.	864	Bannister, Amanda		44	F	F40-44	57:50.16
105.	923	Walker, Jamario		15	M	M15-19	58:10.15
106.	889	Owens, Kathy		58	F	F55-59	58:30.80
107.	887	Meinel, Melissa		45	F	F45-49	58:31.10
108.	837	Thompson, Jessica		45	F	F45-49	1:03:42.57
109.	865	Anderson, Victoria		25	F	F25-29	1:03:48.45
110.	867	Rocus, Sara		36	F	F35-39	1:03:49.93
111.	866	Boone, Rachel		55	F	F55-59	1:03:50.46
112.	907	Manbeck, Laynie		8	F	F0-9	1:04:10.86
113.	913	Dyson, Charlotte		8	F	F0-9	1:04:10.97
114.	914	Mussell, Anna Claire		8	F	F0-9	1:04:11.16
115.	919	Johnson, Emily		8	F	F0-9	1:04:11.19
116.	927	Crumrine, Elara		8	F	F0-9	1:04:11.21
117.	896	Freeman, Riggs		8	F	F0-9	1:05:00.73
118.	886	Huggins, Taylor		25	F	F25-29	1:07:42.52
119.	827	Patterson, Allen		72	M	M70+	1:11:04.76
120.	826	Wilkes, Rachel		30	F	F30-34	1:14:26.89

Number of records: 120